

Dr. Mach LED-technology

Superiour colour rendition

With outstanding colour rendering indexes $R_a = 95$ the surgeon recognizes clearly the tiniest nuances of colour in tissue.

The colour spectrum of the wound is rendered naturally with rich contrast. The OT-light clearly provides welcome relief for your eyes.

Facetted multi-lens system

A multitude of computer-calculated facetted lenses guarantees homogeneity and lowest shadiness in the light field. Separately arranged optical systems, each with one LED module, generate their own light field, which increases the contrast effect of the OR light. Light intensities of 40.000 Lux can be attained without difficulty.

Key pad on the lamp housing

The following light functions can be adjusted electronically, such as:

- Switching ON and OFF
- Electronic light intensity control

Handling

During development high attention was paid to easy handling and high ease of maintenance. Furthermore the flow-enhancing ring form and the minimal surface avoid any heat increase in the surgeon's head area and create a perfect laminar flow performance. The light can be positioned exactly to the wound field with the handle.

Focusing (optional)

The light field can be focused by turning the handle (pictured sterilisable handle available as an option against surcharge). The focussable light beam allows a punctual illumination of deepest wound channels with light intensity and a exact matching of the light field diameter with the size of the wound field.

Long life-span/low power consumption

The life-span of more than 40.000 operating hours reduces the costs for exchanging and replacing the illuminants considerably, compared with the conventional halogen technology used with former OT-lights. By implementation of the LED technology the power consumption could be reduced partially with more than 50%.

Cool light

The LED technology is much more effective than conventional light sources such as halogen bulbs. The heat radiation is reduced to a minimum without using any expensive filter technique. The temperature increase in the surgeon's head area is almost nonexistent.

Mach LED 120

Dr. Mach GmbH & Co. KG

Flossmannstraße 28 · D-85560 Ebersberg
Phone: +49 (0) 8092 / 20 93-0 · Fax: +49 (0) 8092 / 20 93-50
www.dr-mach.com · e-mail: info@dr-mach.de

Dr. Mach
Medical lighting
+ Technology

Mach LED 120

Compact examination light with LED-technology

Mach LED 120 examination lights



Mach LED 120
35.000 Lux

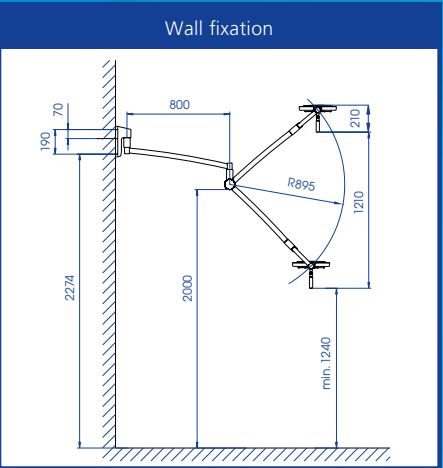
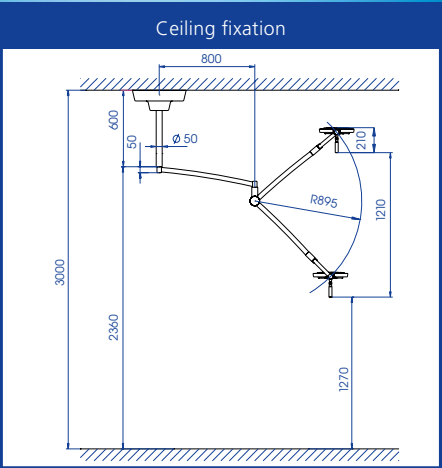
Mach LED 120 F
45.000 Lux

Compact examination light
with LED-technology
for diagnosys and prophylaxis

Mach LED 120 with ceiling fixation



Mach LED 120 with wall fixation



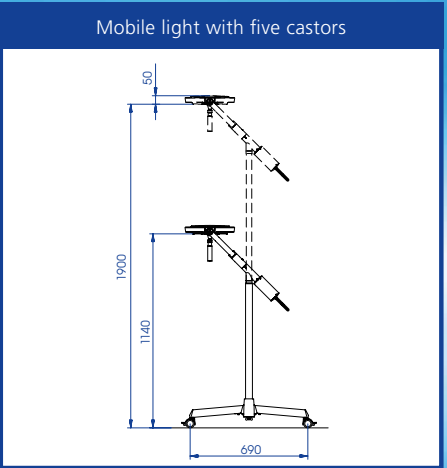
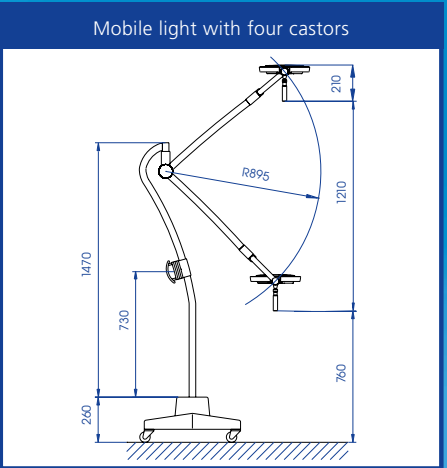
Dimensions in millimeter

Mach LED 120 mobile lights



LED 120 mobile
with five castors
and short arm

LED 120 with four castors



Dimensions in millimeter

Technical data Mach LED 120 light system	Mach LED 120 F ⁽¹⁾	Mach LED 120 ⁽²⁾
Light intensity in Lux at 1 meter distance	45.000	35.000
Colour rendering index R _a ⁽³⁾ at 4300 Kelvin	95	95
Focussable light field size (in cm)	14 - 25	17
Colour temperature (Kelvin)	4300	4300
Electronic light intensity control at the lamphead	50 - 100%	50 - 100%
Temperature increase in head area	0,5 °C	0,5 °C
Total power consumption	18 W	18 W
Number of LEDs	12	12
Life-span of the LEDs	> 40.000 h	> 40.000 h
Working distance (in cm)	70 - 140	70 - 140
Lamphead diameter (in cm)	29	29
Height adjustment (in cm)	121	121

⁽¹⁾ F-models with focussing. ⁽²⁾ models with fixed focus
⁽³⁾ R_a is an average of R₁ = burnt pink, R₂ = mustard yellow,
R₃ = yellow green, R₄ = light green, R₅ = turquoise blue,
R₆ = skyviolet, R₇ = violet, R₈ = lilac.
Maximum value = 100.